

HepvO

Sanitary Waste Valve Installed dimensions




The HepvO® valve is supplied with a range of adapters to enable installation on all 1¼" and 1½" waste systems.

An 87.5° angled adapter should be used with the HepvO® valve for horizontal applications, and an in-line adapter when

installing the HepvO® on a tailpiece or pipe run. All items are manufactured in white polypropylene and are approved to ASME/ANSI A112.18.8.



CONNECT TO BETTER



Installed dimensions

Dimensional data for the installed HepvO® is shown below.

Notes:

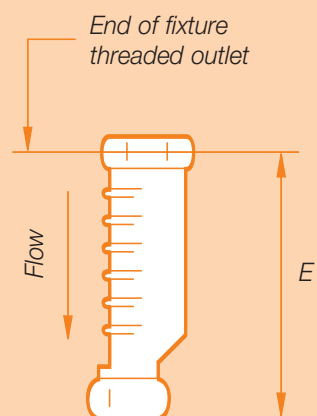
1. HepvO® valve inlet offers 1½" (female) threaded connection.
2. In-line adapters are supplied to connect the HepvO® valve inlet onto either 1¼" or 1½" tubular pipe manufactured to ASTM F409.
3. HepvO® valve outlet connects directly onto 1½" tubular pipe or provides the option a 1½" (male) threaded connection.

HepvO® dimensional data – Principle dimensions (mm)

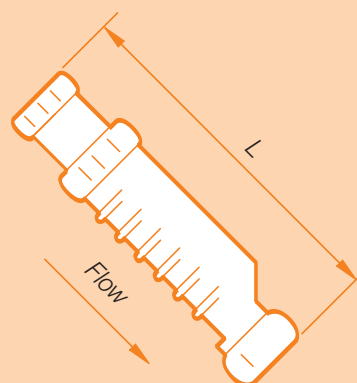
Size	E	L	W	Z	H
mm	171	242	212	40	72
inches	6.73	9.53	8.35	1.57	2.83

Notes:

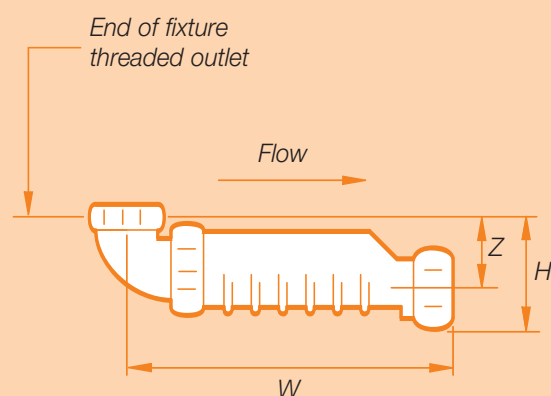
1. Dimensions are nominal and may vary slightly due to compression of the rubber seals.
2. When fixed to a pipe, it is recommended that HepvO® should remain accessible.



a) Fixed vertically directly to fixture outlet



b) Fixed on a pipe at any sloping angle using in-line adapter



c) Fixed horizontally to fixture outlet using angled adapter